



# PLANE TALK NEWS

The Des Moines Modelaires Newsletter

## President's Message

**\*We had a good turnout for the election meeting. As we had only one nominee for Vice President and Secretary, Dave Kalwishky and John Faust were elected by general acclaim. It was a close race, but after the votes were counted, Jack Kamerick, Scott Leonard and Jim Myklestad were elected to the three board vacancies. I'd like to thank, Ed Niles, Ray Pick and Laverne Sanders for their several years service as board members.**

**\*Jim Lewis made a brief report on the progress towards starting runway improvements at EPJ. Jim stated that he needed more information before he can make any formal proposal(s) as to the best way to proceed.**

**\*Dave Kalwishky had asked the Board to consider another class of membership. Quite a bit of discussion prompted us to propose the following. "Spousal membership, with the cost thereof to be 50% of the current adult membership." We'll discuss this again at the February 2018 meeting prior to a general membership vote to change the membership application form.**

### **\*Show and Tell**

**Dave Kalwishky brought a small Champ to ask about an easy method to add tail brace wires. He may end up just adding 0.030" diameter carbon fiber rods placed in 'pinholes' near the ends of the fixed surfaces.**

**Ed Niles and Lavern Saunders have been experimenting with building a wing with printed ribs. Ed is building a 70% Guillotine with this construction. We'll be looking for the results very soon.**

**Matt Coleman has recently used a new, at least to him, thixotropic epoxy (thixotropic, a fluid that only flows when disturbed or under pressure) called Epo-grip ( <https://www.epogrip.com/> ). He's found several uses for it and really likes it. You might give it a try.**

**Jim Porter, President**

## Upcoming Club Events

- January 1, 2018 Penguin fly and Club Meeting (West Field 9 am, Meeting at 11 am)
- January 13 – Coffee Social (West Field 10am)
- February 10 – Coffee Social (West Field 10am)
- February 17 - Indoor Flying and Club Meeting (Catholic Church Flying 9am, Club Meeting 1pm)
- March 10 - Indoor Flying and Club Meeting (Catholic Church Flying 9am, Club Meeting 1pm)



## Newsletter and Events

If you are an event coordinator I would be happy to run a poster or other advertisement for your event, just email it to me. If you would like to add an event check with the board, and let me know when it is approved. If you would like to provide possible content for the newsletter, email to: [DB500\\_1999@yahoo.com](mailto:DB500_1999@yahoo.com) I am happy to include links to flight videos you may have posted, description of club events, photos of your projects, for sale and wanted ads, or technical articles and reviews you have written. Let me know if any corrections in dates or contact information are needed.

*Dave Beecher*




## RC Guillotine

At the December coffee social Ed brought an RC aircraft to show, as he had recently finished this from a kit he “had on the shelf” for decades. Ed described how the Guillontine went together, and that the original design had been for control line combat. In the early 1970’s Ed had converted the control line model to RC and some RC verison kits were produced. I found an old article written by Ed about the model, which follows, along with the link. Ed said that is not him in the photo with the article (next page)

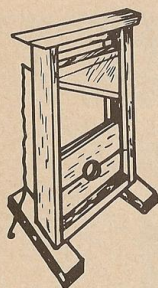
<https://www.rcgroups.com/forums/showpost.php?p=32969711&postcount=124>





Little rudder area needed, yet Guillotine tracks well, won't spin, and is quite stable.

## RC Combat



# Guillotine Streamer Cleaner

This bird's larger, thicker wing houses radio within airfoil profile. Maneuverability and glide are fantastic.

ED NILES

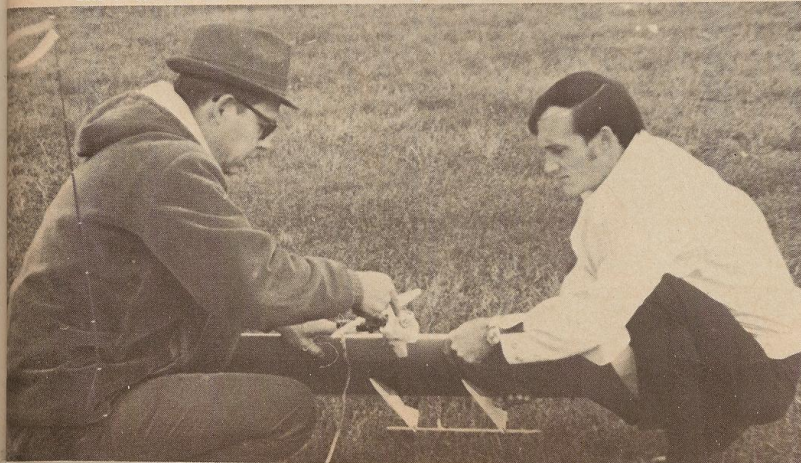
THE COMBAT MATCH flown by two RC Voodoos at last year's Toledo Show impressed me more than anything else.

Armed with the enthusiasm that this show generates and the idea of RC Combat, I made a trip to the local hobby shop in search of a kit which could accommodate almost any RC system. The CL Guillotine looked like the right plane because of its large wing area and thick airfoil. The Guillotine was originally designed by John Carr for quick turning

and minimal stalling on flight maneuvers. A success in Combat at local contests, it was the winner of four places in the 1970 Nationals.

Working out the RC modifications and building the prototype took only two weeks. The first flight showed that the RC Guillotine was extremely stable and most responsive. Landing this plane was a pleasure since the glide was excellent and positive control could be maintained right up to the stall point (about 9-10

Lots of fun and excitement in a small package. Try one, then come to Toledo for combat.



mph). We expected to run into a few problems with the little Enya 19 for power and a reduced stab area; but, to our relief, no difficulties materialized.

In fly-for-fun meets and demonstrations at contests throughout the Midwest, the RC Guillotine has had very good acceptance as an ideal sport plane. It has almost everything a Sunday flier wants: small size, quick and easy construction, excellent stability, maneuverability and low cost. However, it is not a beginner's plane.

The balsa selection is not critical for this plane, so use whatever is left in the shop. Begin construction by cutting out 1/16" and 3/32" ribs and gluing them to the bottom spar. While these are drying, glue the wing tips together. Next, glue the half ribs to the motor mount block, which is a 1/2 x 1 1/4 x 2 5/8" notched block. Then glue on the motor mounts, which for safety should be doweled in.

Glue the ribs to the trailing edge, making certain that the trailing edge is parallel to the bottom spar. When this part is set, glue the top trailing edge and the trailing edge braces between each rib. While this assembly is drying, sand and shape a minimal airfoil in to the elevator.

Glue the motor mount assembly with zero degree incidence to the wing. No offset is needed. When this is dry, glue the leading edge and top spar into place.

Drill 1/16" holes in the elevator and insert the 1/16" wire, which is then covered with gauze or hinge material and glue well.

Place the ailerons on the plans; mark and notch where the wire is to be inserted. Drill 1/16" holes where the hinge wire is to be located. Place nylon tubing over the 1/16" wire and glue onto the ailerons. Notch the ailerons for 3/32" torque rods, which are expoxied in place. Reinforce the hinges and torque rods with gauze or hinge material.

Moisten the bottom leading edge planking and glue it to all the ribs and spars. When the assembly has dried, repeat this process on the top. Glue both the cap strips and the assembled wing tips in place.

Glue all four radio compartment floor braces in place and then plank the bottom center section of the wing. Next, glue the radio compartment floor and back wall in place.

The side hatch supports are glued flush with the ribs and both hatch cover supports installed. Now plank the top center section from the trailing edge to the radio compartment and along its sides.

Shape, sand and glue on the cowlings. If more strength is desired, fiberglass the nose section. Glue on the nylon tube for antenna leadout. Hinge the ailerons to the trailing edge and then glue on the tail booms, using the elevator for alignment. Sand and fit the plywood hatch with small wood screws.

Mount the servos using Kraft side-mount servo trays or servo mounting tape. The servos should be mounted as far forward as possible. The receiver and batteries should be wrapped with 1/4" sponge rubber. Mount the fuel tank, using rubber bands to hold it in place.

The aileron response is not critical, but keep the elevator throw to an absolute minimum. No more than 3/8" total throw is recommended. Launch the plane with a slight upward toss. It will maintain any attitude it is put in.

The Guillotine is being kitted by C.M.I. Quality Airplane Kits, 945 65th St., Des Moines, Iowa 50312.



**28th**  
**January**  
**2018**

**Coralville Marriott Hotel & Conference Center**  
(Iowa River Landing)  
300 E. 9th Street, Coralville, IA



New Venue

# Radio Control Swap Meet

15th Annual



**PLANES. DRONES. CARS**  
**HELICOPTERS**  
**BOATS**

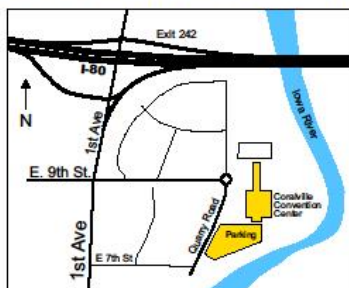


**\$5 Admission**  
**Kids 12 & Under FREE!**

\$15 for 8 Foot Table with a chair  
(includes 1 Admission)

Additional Tables \$12

**Food and Beverages Available**



**Everything RC**  
**200+ Tables Available**  
**VENDORS TOO**



**You Must Reserve**  
**Tables In Advance**

To Reserve A Table

Call Rich @ 319.358.8519

or email rich.vedepo@gmail.com

Setup @8AM

Doors Open@9, **AUCTION@Noon**

**30,000 Square Feet**



## Veterans Day Display

The Des Moines Modelaires had a nice display of military aircraft at the West Des Moines HyVee for Veterans Day. There were 100s there with lots of folks talking to us about our planes. A great way to promote our hobby and club.





## 2018 Calendar of Events DRAFT 11/8/17 DHB

(Dates and locations are subject to change)

- **Club Meetings are generally the 1<sup>st</sup> Tuesday of the month at alternating flying fields during the flying season**
- **Fun Flies are generally the Saturday after a club meetings during the flying season**
- **Coffee Socials are generally the 2<sup>nd</sup> Saturday of the month**
- **January 1, 2018** Penguin fly and Club Meeting (West Field 9 am, Meeting at 11 am)
- January 13 – Coffee Social (West Field 10am)
- February 10 – Coffee Social (West Field 10am)
- February 17 - Indoor Flying and Club Meeting (Catholic Church Flying 9am, Club Meeting 1pm)
- March 10 - Indoor Flying (Catholic Church Flying 9am, Club Meeting 1pm)
- March 17 – Coffee Social (West Field 10am)
- April 3 - Club Meeting (West Field 7pm)
- April 14 - Coffee Social and High-wing Fly (John Faust) (West Field 10am – 2pm)
- May 1 - Club Meeting (EPJ 7pm)
- May 12 – Coffee Social (West Field 10 am) & Multi-wing Fun Fly (Alan Annear – West Field 10am – 2pm)
- June 4 - Training Program (West Field 6pm)
- June 5 - Club Meeting (West Field 7pm)
- June 11 - Training Program (West Field 6pm)
- June 9 – Flylow Jet Fly (Dave K and Connor J – EPJ 9 AM - 6 PM)
- June 16 – Coffee Social (West Field 10 am) & Little Plane Day Fun Fly 10 – 2 (Denis Roy, West Field)
- June 18 - Training Program (West Field 6pm)
- June 25 - Training Program (West Field 6pm)
- July 2 - Training Program (West Field 6pm)
- July 7 – Warbird Fun Fly (Ray Pick – EPJ)
- July 9 - Training Program (West Field 6pm)
- July 10 - Club Meeting (EPJ 7pm)
- July 14 – Coffee (West Field 10am)
- July 16 - Training Program (West Field 6pm)
- July 23 - Training Program (West Field 6pm)
- July 30 - Training Program (West Field 6pm)
- August 6 - Training Program (West Field 6pm)
- August 7 - Club Meeting (West Field 7pm)
- August 11 - Summer Fun Fly (Jim Porter – West Field 10am – 2pm)
- August 18 – Coffee Social (West Field 10am)
- August TBD – National Model Aviation Day (Alan Annear – West Field 9am – 2pm)
- August 13 - Training Program (West Field 6pm)
- August 20 - Training Program (West Field)
- August 24,25,26 – Mid West Chopper, (Matt Coleman - EPJ)
- August 27 - Training Program (West Field 6pm)
- September 4 - Club Meeting (EPJ 7pm)
- September 8 – Coffee Social (West Field 10am) Sailplane Fun Fly (Dave Beecher - West Field 10am – 1pm)
- September 22 - Any Size Warbird Fun Fly (Ray Pick – EPJ)
- September 29 – Work Day (West Field 9 AM)
- October 2 - Club Meeting (West Field 7pm)
- October 6 – Club Auction
- October 13 – Coffee/Pot Luck / Fun Fly & Speed Day (Alan Annear / Denis Roy – West Field 10am – 2pm)
- November 6 - Club Meeting (Weiss-Merkle Financial 7pm)
- November 10 – Coffee Social (West Field 10am)
- December 4 - Club Meeting and Elections (Weiss-Merkle Financial - 7pm)
- December 8 – Coffee Social (West Field 10am)
- **January 1, 2019** Penguin fly and Club Meeting (EPJ 9 am, Meeting at 11 am)
- February TBD, **2019** - Indoor Flying and Club Meeting (Catholic Church Flying 9am, Club Meeting 1pm)
- March TBD, **2019** - Indoor Flying and Club Meeting (Catholic Church Flying 9am, Club Meeting 1pm)
- **Fun Fly Information:**
- April 14 – High-wing Fly (John Faust - West Field 10am – 2pm)
- May 12 - Multi-Wing Fun Fly (Alan Annear – West Field 10am – 2pm)
- June 9 – Flylow Jet Fly (Dave K & Connor J)
- June 16 – Little Plane Day (Denis Roy – West Field 10 am – 2 pm)
- July 7 – Warbird Fun Fly (Ray Pick – EPJ)
- August 11 - Summer Fun Fly (Jim Porter – West Field 10am – 2pm)
- August 24,25,26 – Mid West Chopper, (Matt Coleman - EPJ)
- September 8 – Sailplane Fun Fly (Dave Beecher - West Field 10am – 1pm)
- September 22 - Any Size Warbird Fun Fly (Ray Pick – EPJ)
- October 13 – Coffee/Pot Luck / Fun Fly & Speed Day (Alan Annear / Denis Roy – West Field 10am – 2pm)

## 2018 Des Moines Modelaires Membership Application

(Please Print Clearly)

**You must be a member of the Academy of Model Aeronautics (AMA) and registered with the FAA before joining the Des Moines Modelaires**

**New Member** \_\_\_\_\_ **Renewal** \_\_\_\_\_

Name: \_\_\_\_\_

Street Address: \_\_\_\_\_

City: \_\_\_\_\_ State: \_\_\_\_\_ Zip: \_\_\_\_\_

Phone #: \_\_\_\_\_ Birth Day: Mo \_\_\_\_\_ Day \_\_\_\_\_ Year \_\_\_\_\_

AMA #: \_\_\_\_\_ AMA Expiration Date: \_\_\_\_\_

FAA #: \_\_\_\_\_ FAA Expiration Date: \_\_\_\_\_

Email Address: \_\_\_\_\_

(Used for club newsletters and club informational emails)

**You must have a current AMA membership and FAA Registration valid through the year of membership to be a Des Moines Modelaires club member. If you are flying an aircraft weighing more than 0.55 lbs., it must have an FAA sUAS registration number affixed to it.**

*Membership Dues (Dues are in effect through December 31, 2018):*

*New Member – Adult: \$100, after July 31<sup>st</sup> \$60*

*Youth \$15*

*Renewal - Adult \$100, after March 31<sup>st</sup>, \$120*

*Youth \$15*

*Adult - 19 & over at any time during 2018*

*Youth - 18 & under through December 31, 2018*

Send this membership application, a copy of your AMA membership card, FAA registration, and check to:

Dave Kalwishky

4224 Grandview Ave.

Des Moines, IA 50317

(515) 314-7060

Email: dave@kalwishky.com

Please make checks payable to: Des Moines Modelaires

## Club Officers

<b>President</b>	Jim Porter *	(515) 986-0512
	airporter96@gmail.com	
<b>Vice President</b>	Dave Kalwishky **	(515) 314-7060
	dave@kalwishky.com	
<b>Secretary</b>	John Faust**	(515) 771-3866
	faustj@q.com	
<b>Treasurer</b>	Denis Roy *	(515) 249-1617
	DenisRoy81@gmail.com	

<b>Board Members</b>	Alan Annear *	<a href="mailto:raannear@gmail.com">raannear@gmail.com</a>	(515) 491-9039
	Dave Heuton *	<a href="mailto:dcheuton@aol.com">dcheuton@aol.com</a>	(515) 971-1677
	Jack Kamerick**	<a href="mailto:jdkamerick@gmail.com">jdkamerick@gmail.com</a>	(515) 971-0347
	Scott Leonard**	<a href="mailto:scott@sjleonard.com">scott@sjleonard.com</a>	(515) 494-2011
	Jim Myklestad **	<a href="mailto:jimary69@mediacombb.net">jimary69@mediacombb.net</a>	(641) 430 8481
	Tim Nissen *	<a href="mailto:nissentimothy@mchsi.com">nissentimothy@mchsi.com</a>	(515) 975-1091

\* Term expires on December 31, 2018

\*\* Term expires on December 31, 2019

### Public Relations Officer

Dave Beecher - [db500\\_1999@yahoo.com](mailto:db500_1999@yahoo.com) or (515) 661-2456

### Safety Officers

**EPJ** – Tim Nissen

**West Field** – John Faust

**Membership** Dave Kalwishky  
4224 Grandview Ave.  
Des Moines, IA 50317  
(515) 314-7060  
Email: dave@kalwishky.com

**Newsletter** Dave Beecher  
[db500\\_1999@yahoo.com](mailto:db500_1999@yahoo.com)

### Club Training Team

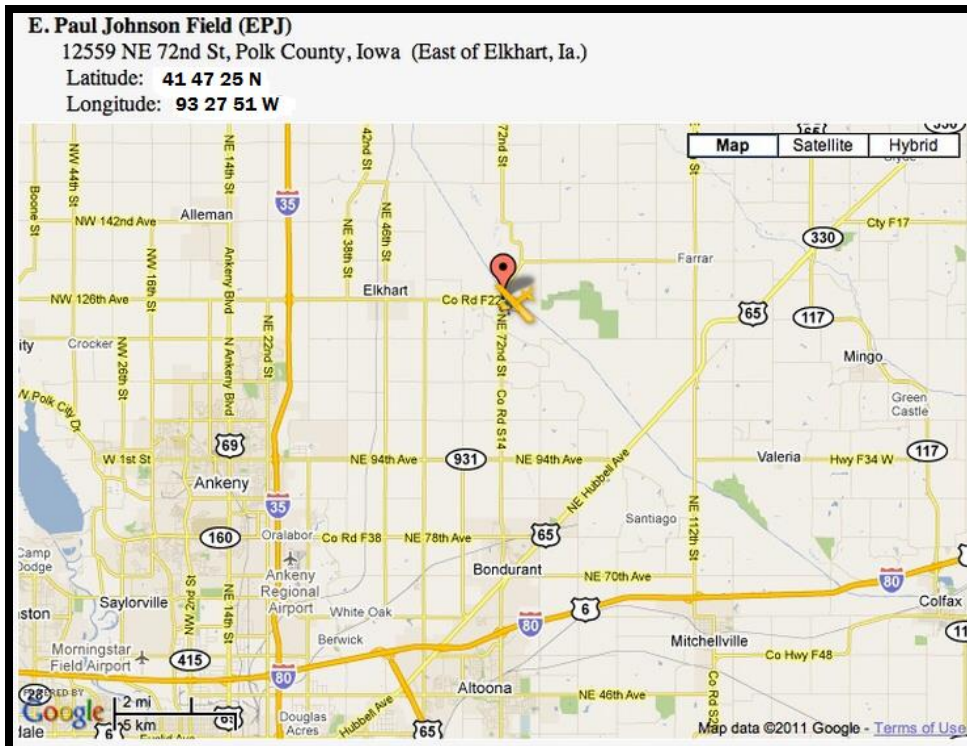
If you are interested in learning to fly please contact any one of these fine instructors

Denis Roy	249-1617	<a href="mailto:DenisRoy81@gmail.com">DenisRoy81@gmail.com</a>	Airplane (West Field)
Dave Beecher	777-1665	<a href="mailto:db500_1999@yahoo.com">db500_1999@yahoo.com</a>	Airplane (West Field)
Pat Nestvedt	201-8112	<a href="mailto:plnest@hotmail.com">plnest@hotmail.com</a>	Airplane (West Field)
Jim Lewis	289-1144	<a href="mailto:clone2tb@gmail.com">clone2tb@gmail.com</a>	Airplane (EPJ)
Tim Nissen	975-1091	<a href="mailto:nissentimothy@mchsi.com">nissentimothy@mchsi.com</a>	Airplane (EPJ)
Doug Griffith	480-1585	<a href="mailto:duggriff@yahoo.com">duggriff@yahoo.com</a>	Airplane (EPJ)
Kelly Brown	494-4884	<a href="mailto:kbrown@dwx.com">kbrown@dwx.com</a>	Helicopter
Matt Coleman	782-9499	<a href="mailto:colemn615@gmail.com">colemn615@gmail.com</a>	Airplane & Helicopter (EPJ)



## Our Field Locations:

### EPJ



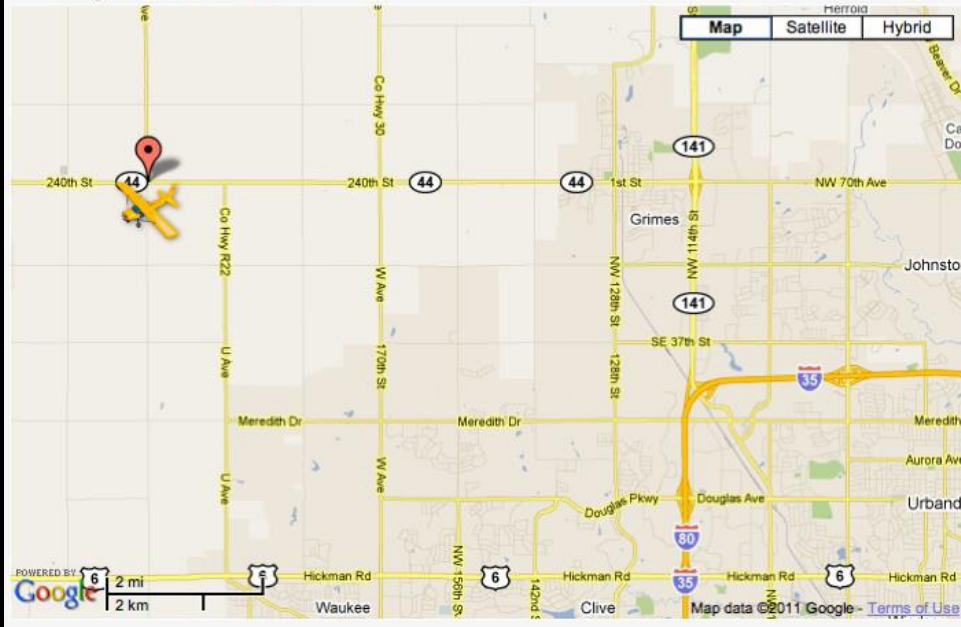
## West Field

### West Field

T Avenue (West of Grimes, Ia., 1/4 mi. S of Hwy. 44)

Latitude: **41 40 51 N**

Longitude: **93 54 45 W**





## The Des Moines Modelaires

- We fly radio controlled model airplanes, helicopters, and quad-copters at our two private flying fields
- We hold monthly meetings generally the first Tuesday of each month
- We produce a newsletter for our members and the general public
- We sponsor several fun flies during the year
- We will demonstrate our hobby at events when safety can be maintained and there is adequate room to fly
- We sponsor several swap meets during the year
- We conduct free pilot training programs and have volunteer trainer pilots