



# PLANE TALK NEWS

The Des Moines Modelaires Newsletter

## **Propeller vs. Hand Accident,** Submitted by Keith Page.

I am sharing this accident with the club members via the newsletter in hope that we won't suffer more accidents like the one I am reporting here. I was finishing building an ARF kit and built it with electric power. I had done almost all of the radio set-up and left the propeller off, the way we should with electric models (to prevent an injury in case of an accidental motor start). After setting the rudder and elevator control throws, I decided to take a break by going out and buying a propeller at the local hobby shop.

I brought the propeller home and took a break from aircraft setup. A little later, I went back to work on the ARF, put the wings on the model, and installed the propeller. I then realized that I still hadn't checked the aileron controls. Making sure the throttle stick was down, I checked the ailerons, and noticed that they needed to be reversed in the transmitter settings. I had set this model up with a Futaba receiver which has different channel assignments than other brands. On Futaba systems channel one is aileron and channel three is throttle. I then selected channel three (without thinking or with stupid thinking?) and actually reversed the throttle channel, assuming I had reversed the aileron channel. Of course now, with throttle stick at the lowest position, the transmitter started sending the signal to the throttle channel and the motor started revving like mad.

A half minute later, I've got my hand under running water watching my blood depart my skin at an alarming rate! I came close to wondering if I'll ever see my beloved wife again. Hours later, following a visit to get professional medical help, many stitches were added to fingers. My wife and family said to me in a loving fashion: "AGAIN????", and laughing at me through the stitching. Sadly, this was not my first time needing stitches after a propeller accident. I did go to a different emergency room this time; one without a coffee cup with my name on it.

OK – **on to safety** – there are two lessons here:

1. When doing work in the transmitter settings, always double check what you have done, never go on automatic pilot like I did with the accident reversal of the throttle channel.
2. Never install the propeller on an electric model until you are completely done with all programming and radio set-ups. This would not have happened if I had followed that simple, cardinal, rule.

Note: I very much appreciate Keith being willing to share this with the club members. Hopefully it will help other members avoid the same accident. *Dave*

## **September 5th 1 Member's Meeting at EPJ, submitted by John Faust**

Meeting called to order at 7:05 with 9 members present.

Both the meeting minutes and the Treasurer's reports were read and approved.

Jim Lewis reported that we would not be getting any sort of settlement from the gate crashing incident because the driver was uninsured. Jim Porter thanked Tim Nissen and Jim Lewis for the work done moving and repairing the gate.

Several members asked for the name of the individual to the north of the field who had complained to Hobby Haven about jets over their house because they wanted to assure him that the situation would be taken care of. Jim Porter explained that we did not know the name of the individual.

Jim Lewis asked about moving the meeting date in November because of the election. The group decided to leave the date intact.

Jim Porter talked about a possible club build project, 2 members expressed interest in participating and several others offered to help with instruction.

Jim Lewis asked for volunteer to work at the auction.

Meeting was adjourned at 7:28

## Upcoming Club Events

- September 30 – Work Day West Field 9:00 AM (Rain Date October 1)
- October 3 - Club Meeting (**West Field** 7pm)
- October 7 - Any Size Warbird Fun Fly (Ray Pick – EPJ)
- October 14 – Club Auction, Ankeny
- October 21 – Coffee/Pot Luck / Gasser Fun Fly (Alan Annear / Denis Roy – West Field 10am – 2pm)
- November 7 - Club Meeting (Weiss-Merkle Financial 7pm)
- November 11 – Coffee Social (West Field 10am)
- December 5 - Club Meeting and Elections (Weiss-Merkle Financial - 7pm)
- December 9 – Coffee Social (West Field 10am)

### Tower Hobbies Ryan STA Review, by Dave Kalwishky, VP



The maiden flight is done and I can say I really like this plane. I had four flights tonight, 10 landings and 9 had a bounce, I need to come in slower and when wheel landing give a touch of down elevator once the mains are down. I wonder if softer tires would help with the bounce.

The manual calls for either a 13x8 or 14.8 prop, from what I found online it seems that at 14" prop is too much for the Rimfire .32 and Great Planes lists 12x6 to 13x8 as the prop range for this motor so I went with the 13x8.

I'm flying on a 3S 3300mAh Admiral battery, 6 minutes of flying at 3/4 throttle with some full throttle. I'm very happy with the performance but for fun I may try a 4S battery.

This plane really needs a pilot in the cockpit so I used a Hangar 9 1/9th scale pilot "Hank" with helmet & goggles (<http://www.hangar-9.com/Products/Def...ProdID=HAN9104>); Hank is 3" wide and 3" tall and I think is the perfect size for this plane.

As others have reported my windshield was a little foggy but nothing real bad and I also have the two thin white stripes on the belly going two the tail, I think it's been decided that these are two seams between the red & white covering. Speaking of covering I had to go over the whole plane with an iron to get all of the wrinkles out, not a big deal and it was easy to do.

I used the servos from a wrecked Freewing F-86 which means they didn't fit in the servo cutouts as the Freewing servos were too small. A couple of spruce rails took care of that problem. I used the recommended Rimfire .32 motor and while pricey it was a perfect fit. I'm not really skilled at making big changes so I felt it best for me to stick with the recommended motor.

I needed quite a bit of left aileron trim and quite a bit of down trim (CG is at 65mm); after trimming the plane flew very nicely, I find the high rates with 30% expo is very nice and not too sensitive. I need to recheck my horizontal stabilizer to make sure it is straight although there isn't anything I can do to fix it i it's a little crooked.

With the rudder centered the plane wants to track left, I tried bending the tail wheel to the tight to get to straighter but I didn't want to use too much force for fear of breaking something. What I was able to do helped a lot but it needs to be bent a little more to get it the plane tracking straight. I found the plane pretty squirrely on takeoff so jamming the throttle to full isn't a good idea, a nice steady advance from idle the full worked very well for me and I felt I had positive control, just remember to use the right rudder on takeoff.

In the air I think the plane flies very nice and it's maneuverable and has some vertical to it with the 3s battery. Loops, rolls, snap rolls and spins were predictable. If you've flown the e-Flight Commander mPd I'd say this plane has almost the same flight characteristics from what I've seen in four flights now.

Now having written all that I ask myself "am I happy with the plane and would I recommend it"? For \$139 with free shipping (and any Tower discount codes) I say yes and yes. This is my first balsa ARF, all of my other planes are foamies. I found the build to be very easy and straight forward and the instructions are really well written. This is one of my planes that if I crash it I will replace it.

My maiden flight video.

<https://www.youtube.com/watch?v=eficnqi0PI4>

Dave K.





## **ANY SIZE WARBIRD Fun Fly**

**Any aircraft that flew in any war qualifies!**

**(No size restrictions)**

**October 7, 2017**

**EPJ Field (4 Miles East of Elkhart, IA - I35 Exit 96)**

**Registration starts at 9:00 AM**

**Open Flying 9:30 AM – 4:00 PM**

**\$5.00 Landing Fee – AMA Required**

**Meal included**

**For more information contact:**

Ray Pick  
2502 SW 38<sup>th</sup> St.  
Ankeny, IA 50023-9332  
(515) 964-1408  
RPICK37681@AOL.COM

**Come and show off you pride and joy!**

**God Bless America!**



## Heli Fun Fly EPJ August by Matt Coleman



The first Midwest Choppers is in the books. We had a turnout of 15 registered pilots throughout the 3 days of the event. Pilots from 5 different states came to EPJ, one family as far away as Chicago. The Fun Fly also brought in \$217 for our club!

We didn't really opt for any competitions this year, but you could say some competed for best crash (believe me there was more than one). We ended up having helis from many different manufacturers and many different types (electric, nitro, and gas).

Friday and Saturday night we had night flying. Sean White from Council Bluffs, later a very young pilot from Chicago (7 years old) and I flew our helicopters that were lit up with LEDs on the

canopy and in the blades. It was a pretty good light show. Other members tried out flying under the flood lights for the first time. We flew until about 11:00 PM both nights.



I opted to buddy box some spectators on my Synergy 700. Towards the end of the event a few could hold a decent hover despite the 10-15 mph winds. Hopefully this will allow us to grow the hobby and get more people to come out and join us.

Next year we plan to kick things up a notch. We plan to have a spot auto-rotation contest, longest timed auto, tip the bottles, flight poker, and a micro obstacle course (bring out your micros!). I look forward to more club members coming out and joining in on the fun.

I would like to give a special thanks to those that helped me put this on. Kelly Brown for hooking us up with Cajun RC discount codes, Alicia Cummins for running the registration and food tickets on




Saturday, as well as putting up with me throughout this, and Keith Cummins for coming out and running our grill for the rush hour lunch we had on Saturday (40+ meals in one shot)



**August 21 Training Nights Double Rainbows**  
**Photos and Video by Scott Leonard**





Flying with a double rainbow, ground to ground 8/21/17

<https://www.youtube.com/watch?v=Pjpsz39ZcYQ&feature=youtu.be>



## October 14, Club Auction – Our Big Fun Event and Fund Raiser

Volunteers needed to assist prior, during and after the auction. Please contact Ray Pick at [rpick37681@aol.com](mailto:rpick37681@aol.com) or (515) 964-1408.



## R/C AUCTION and SWAP MEET SATURDAY OCTOBER 14, 2017

Doors open 8A.M. Swap Meet 8:30A.M. – 10:00A.M.

Auction starts at 10:30AM

[WWW.DESMOINESMODELAIRES.COM](http://WWW.DESMOINESMODELAIRES.COM)

### AUCTION INFORMATION

- Buyer & Seller Numbers - \$5 Registration Fee
- To pre-register item(s), send item description and minimum bid to address listed below. Pre-registration forms may be downloaded from the Des Moines Modelaires website.
- Items sold in order of registration
- \$5 minimum (group items accordingly)
- Items with no minimum bid sold to highest bidder
- 10% fee on all items sold (\$2 minimum)
- No "No Sale" fee
- Fast computerized check in and check out
- All items must be removed after the auction
- Accepting Visa & MasterCard Credit Cards – 4% additional fee

### SWAP MEET INFORMATION

- \$10/table
- Setup at 7:30 am
- Non-sold items may be entered in auction
- Send pre-registration to Auction Contact
- Forms can be obtained from the Des Moines Modelaires website

**FOOD AVAILABLE ON SITE**

### OUR LADY'S IMMACULATE HEART

510 E. 1ST ST

ANKENY, IA. 50021



**For pre-registration or questions contact:**

Ray Pick

Modelaires Auction

2502 SW 38<sup>th</sup> St.

Ankeny, IA 50023-9332

(515) 964-1408

[RPICK37681@AOL.COM](mailto:RPICK37681@AOL.COM)





**DES MOINES MODELAIRES  
R/C-AUCTION/SWAP MEET**

**SWAP MEET TABLE REQUEST FORM**

Name: \_\_\_\_\_

Address: \_\_\_\_\_

City: \_\_\_\_\_ State: \_\_\_\_\_ Zip: \_\_\_\_\_

Phone Nbr: \_\_\_\_\_ Email: \_\_\_\_\_

Number of ROUND Tables: \_\_\_\_\_ x \$10.00 each = \$ \_\_\_\_\_

Send check and form to:

Ray Pick  
Modelaires Auction  
2502 SW 38<sup>th</sup> St  
Ankeny, IA 50023

**DES MOINES MODELAIRES AUCTION ITEMS**

**NOTE:** You will be given an Item Sticker Number. Place the sticker on your item. Write the Item Sticker Number on this form matching the item being sold.

Name: \_\_\_\_\_

Address: \_\_\_\_\_

City: \_\_\_\_\_ State: \_\_\_\_\_ Zip: \_\_\_\_\_

Phone Nbr: \_\_\_\_\_ Email: \_\_\_\_\_

Seller Nbr: \_\_\_\_\_

ITEM NO. \_\_\_\_\_ ITEM DESCRIPTION (brand,color,size,etc.) (50 chars or less – Write 1 character per \_):

-----

Additional Info (if needed): \_\_\_\_\_

-----

MINIMUM BID YOU WILL ACCEPT \$ \_\_\_\_\_ Sell if reasonably close to Minimum Bid: Y/N

ITEM NO. \_\_\_\_\_ ITEM DESCRIPTION (brand,color,size,etc.) (50 chars or less – Write 1 character per \_):

-----

Additional Info (if needed): \_\_\_\_\_

-----

MINIMUM BID YOU WILL ACCEPT \$ \_\_\_\_\_ Sell if reasonably close to Minimum Bid: Y/N

ITEM NO. \_\_\_\_\_ ITEM DESCRIPTION (brand,color,size,etc.) (50 chars or less – Write 1 character per \_):

-----

Additional Info (if needed): \_\_\_\_\_

-----

MINIMUM BID YOU WILL ACCEPT \$ \_\_\_\_\_ Sell if reasonably close to Minimum Bid: Y/N

**Note:** Sell if reasonably close to Minimum Bid is up to the discretion of the Auctioneer.

If you want to preregister, email or send your Item Entry form(s) to:

Email:

[RPick37681@aol.com](mailto:RPick37681@aol.com)

Mail:

Ray Pick  
Modelaires Auction  
2502 SW 38<sup>th</sup> St  
Ankeny, IA 50023

Please include your email address if you'd like an email back with your item numbers. Or, include a self addressed stamped envelope if you'd like it mailed back to you.

Thank You!

## Newsletter and Events

If you are an event coordinator I would be happy to run a poster or other advertisement for your event, just email it to me. If you would like to add an event check with the board, and let me know when it is approved. If you would like to provide possible content for the newsletter, email to: [DB500\\_1999@yahoo.com](mailto:DB500_1999@yahoo.com) I am happy to include links to flight videos you may have posted, description of club events, photos of your projects, for sale and wanted ads, or technical articles and reviews you have written. Let me know if any corrections in dates or contact information are needed.

*Dave Beecher*



### **Fall Meeting Location Change** **Update: October @ West Field**

***Jim Lewis has arranged for the club to be able to meet at an indoor location for the November and December monthly meetings. The new location for the fall meetings is at Weiss-Merkle Financial , 5409 NW 88th, Johnston. The building is west of the Price Chopper on 86th in Johnston. Thanks to Jim for helping making this location available.***



## 2017 Calendar of Events

(Dates and locations are subject to change)

- **Club Meetings are generally the 1<sup>st</sup> Tuesday of the month at alternating flying fields during the flying season**
  - **Fun Flies are generally the Saturday after a club meetings during the flying season**
  - **Coffee Socials are generally the 2<sup>nd</sup> Saturday of the month**
- January 1, 2017 - Penguin Fly/Club Meeting 11 am (EPJ 9am)
  - January 14 – Coffee Social (West Field 10am)
  - February 4 - Indoor Flying and Club Meeting (Catholic Church Flying 9am, Club Meeting 1pm)
  - February 11 – Coffee Social (West Field 10am)
  - March 11 – Coffee Social (West Field 10am)
  - March 18 - Indoor Flying (Catholic Church Flying 9am, Club Meeting 1pm)
  - April 4 - Club Meeting (West Field 7pm)
  - April 8 - Coffee Social and High-wing Fly (John Faust) (West Field 10am – 2pm)
  - May 2 - Club Meeting (EPJ 7pm)
  - May 6 Multi-wing Fun Fly (Alan Annear – West Field 10am – 2pm)
  - May 13 – Coffee Social (West Field 10 am)
  - June 5 - Training Program (West Field 6pm)
  - June 6 - Club Meeting (West Field 7pm)
  - June 10 – Coffee Social (West Field 10 am) & Little Plane Day Fun Fly 10 – 2 (Denis Roy, West Field)
  - June 12 - Training Program (West Field 6pm)
  - June 17 – Flylow Jet Fly (Matt Coleman – EPJ 9 AM -6 PM)
  - June 19 - Training Program (West Field 6pm)
  - June 26 - Training Program (West Field 6pm)
  - July 3 - Training Program (West Field 6pm)
  - July 8 – Warbird Fun Fly (Ray Pick – EPJ)
  - July 10 - Training Program (West Field 6pm)
  - July 11 - Club Meeting (EPJ 7pm)
  - July 15 – Coffee (West Field 10am)
  - July 17 - Training Program (West Field 6pm)
  - July 24 - Training Program (West Field 6pm)
  - July 31 - Training Program (West Field 6pm)
  - August 1 - Club Meeting (West Field 7pm)
  - August 5 - Electrics Fun Fly (Jim Porter – West Field 10am – 2pm)
  - August 7 - Training Program (West Field 6pm)
  - August 12 – Coffee & (West Field 10am)
  - August 12 – National Model Aviation Day (Alan Annear – West Field 9am – 2pm)
  - August 14 - Training Program (West Field 6pm)
  - August 21 - Training Program (West Field)
  - August 25,26,27 – Mid West Chopper, (Matt Coleman - EPJ)
  - August 28 - Training Program (West Field 6pm)
  - September 5 - Club Meeting (**EPJ** 7pm)
  - September 9 – Coffee Social (West Field 10am) Sailplane Fun Fly (Dave Beecher - West Field 10am – 1pm)
  - September 30 – Work Day (West Field 9 AM)
  - October 3 - Club Meeting(**West Field** 7pm)
  - October 7 - Any Size Warbird Fun Fly (Ray Pick – EPJ)
  - October 14 – Club Auction
  - October 21 – Coffee/Pot Luck / Gasser Fun Fly (Alan Annear / Denis Roy – West Field 10am – 2pm)
  - November 7 - Club Meeting (Weiss-Merkle Financial 7pm)
  - November 11 – Coffee Social (West Field 10am)
  - December 5 - Club Meeting and Elections (Weiss-Merkle Financial - 7pm)
  - December 9 – Coffee Social (West Field 10am)
  - **January 1, 2018** Penguin fly and Club Meeting (West Field 9 am, Meeting at 11 am)
  - February 17, 2018 - Indoor Flying and Club Meeting (Catholic Church Flying 9am, Club Meeting 1pm)
  - March 10, 2018 - Indoor Flying and Club Meeting (Catholic Church Flying 9am, Club Meeting 1pm)
  - **Fun Fly Information:**
  - April 8 – High-wing Fly (John Faust - West Field 10am – 2pm)
  - May 6 - Multi-Wing Fun Fly (Alan Annear – West Field 10am – 2pm)
  - June 10 – Little Plane Day (Denis Roy – West Field 10am – 2 pm)
  - June 17 – Flylow Jet Fly (Matt Coleman)
  - July 8 – Warbird Fun Fly (Ray Pick – EPJ)
  - August 5 - Electrics Fun Fly (Jim Porter – West Field 10am – 2pm)
  - August 25,26,27 – Mid West Chopper, (Matt Coleman - EPJ)
  - September 9 – Sailplane Fun Fly (Dave Beecher - West Field 10am – 1pm)
  - October 7 - Any Size Warbird Fun Fly (Ray Pick – EPJ)
  - October 21 – Coffee/Pot Luck / Gasser Fun Fly (Alan Annear / Denis Roy – West Field 10am – 2pm)

## 2017 Des Moines Modelaires Membership Application

(Please Print Clearly)

**You must be a member of the Academy of Model Aeronautics (AMA) before joining the Des Moines Modelaires**

Name: \_\_\_\_\_

Street Address: \_\_\_\_\_

City: \_\_\_\_\_ State: \_\_\_\_\_ Zip: \_\_\_\_\_

Phone #: \_\_\_\_\_ Birth Day: Mo \_\_\_\_\_ Day \_\_\_\_\_ Year \_\_\_\_\_

AMA #: \_\_\_\_\_ AMA Expiration Date: \_\_\_\_\_

FAA #: \_\_\_\_\_ FAA Expiration Date: \_\_\_\_\_

If you plan to fly any aircraft over 0.55 lbs.

Email Address: \_\_\_\_\_

(Used for club newsletters and club informational emails)

**You must have a current AMA membership and FAA Registration valid through the year of membership to be a Des Moines Modelaires club member. If you are flying an aircraft weighing more than 0.55 lbs., it must have an FAA sUAS registration number affixed to it.**

*Annual Dues are: Adult (19 & over at any time during 2017) \$100.00, Youth (18 & under) \$15.00. Dues are in effect from January 1<sup>st</sup> through December 31<sup>st</sup>. New adult members can join after July 31<sup>st</sup> for \$60.00 through December 31<sup>st</sup>.*

Send this membership application, a copy of your AMA membership card and FAA registration, and check to:

Dave Kalwishky  
4224 Grandview Ave.  
Des Moines, IA 50317  
(515) 314-7060  
Email: dave@kalwishky.com

**Please make checks payable to: Des Moines Modelaires**

### **Why joining the Academy of Model Aeronautics (AMA) is so important?**

The AMA provides a wealth of information about our wonderful hobby along with their magazine, Model Aviation. For yours, and the club's protection, the AMA also provides member insurance benefits: \$2.5 million liability umbrella, \$25,000 medical coverage, and \$1,000 fire and thief coverage. Please go to [www.modelaircraft.org](http://www.modelaircraft.org) to join the AMA and to learn more about the benefits of AMA membership and their insurance coverage.

## 2018 Des Moines Modelaires Membership Application

(Please Print Clearly)

**You must be a member of the Academy of Model Aeronautics (AMA) and registered with the FAA before joining the Des Moines Modelaires**

**New Member** \_\_\_\_\_ **Renewal** \_\_\_\_\_

Name: \_\_\_\_\_

Street Address: \_\_\_\_\_

City: \_\_\_\_\_ State: \_\_\_\_\_ Zip: \_\_\_\_\_

Phone #: \_\_\_\_\_ Birth Day: Mo \_\_\_\_\_ Day \_\_\_\_\_ Year \_\_\_\_\_

AMA #: \_\_\_\_\_ AMA Expiration Date: \_\_\_\_\_

FAA #: \_\_\_\_\_ FAA Expiration Date: \_\_\_\_\_

Email Address: \_\_\_\_\_

(Used for club newsletters and club informational emails)

**You must have a current AMA membership and FAA Registration valid through the year of membership to be a Des Moines Modelaires club member. If you are flying an aircraft weighing more than 0.55 lbs., it must have an FAA sUAS registration number affixed to it.**

*Membership Dues (Dues are in effect through December 31, 2018):*

*New Member – Adult: \$100, after July 31<sup>st</sup> \$60*

*Youth \$15*

*Renewal - Adult \$100, after March 31<sup>st</sup>, \$120*

*Youth \$15*

*Adult - 19 & over at any time during 2018*

*Youth - 18 & under through December 31, 2018*

Send this membership application, a copy of your AMA membership card, FAA registration, and check to:

Dave Kalwishky

4224 Grandview Ave.

Des Moines, IA 50317

(515) 314-7060

Email: dave@kalwishky.com

Please make checks payable to: Des Moines Modelaires



## Club Officers

<b>President</b>	Jim Porter *	(515) 986-0512
	airporter96@gmail.com	
<b>Vice President</b>	Dave Kalwishky **	(515) 314-7060
	dave@kalwishky.com	
<b>Secretary</b>	John Faust**	(515) 771-3866
	faustj@q.com	
<b>Treasurer</b>	Denis Roy *	(515) 249-1617
	DenisRoy81@gmail.com	

<b>Board Members</b>	Alan Annear *	<a href="mailto:raannear@gmail.com">raannear@gmail.com</a>	(515) 491-9039
	Dave Heuton *	<a href="mailto:dcheuton@aol.com">dcheuton@aol.com</a>	(515) 971-1677
	Ed Niles**	<a href="mailto:edniles32@yahoo.com">edniles32@yahoo.com</a>	(515) 276-9058
	Tim Nissen *	<a href="mailto:nissentimothy@mchsi.com">nissentimothy@mchsi.com</a>	(515) 975-1091
	Ray Pick **	<a href="mailto:rpick37681@aol.com">rpick37681@aol.com</a>	(515) 964-1408
	LaVerne Sanders**	<a href="mailto:ldsanders2807@mchsi.com">ldsanders2807@mchsi.com</a>	(515) 537-8482

\*\* Term expires on December 31, 2017

\* Term expires on December 31, 2018

### Public Relations Officer

Dave Beecher - [db500\\_1999@yahoo.com](mailto:db500_1999@yahoo.com) or (515) 661-2456

### Safety Officers

**EPJ** – Tim Nissen

**West Field** – John Faust

**Membership** Dave Kalwishky  
4224 Grandview Ave.  
Des Moines, IA 50317  
(515) 314-7060  
Email: dave@kalwishky.com

**Newsletter** Dave Beecher  
[db500\\_1999@yahoo.com](mailto:db500_1999@yahoo.com)


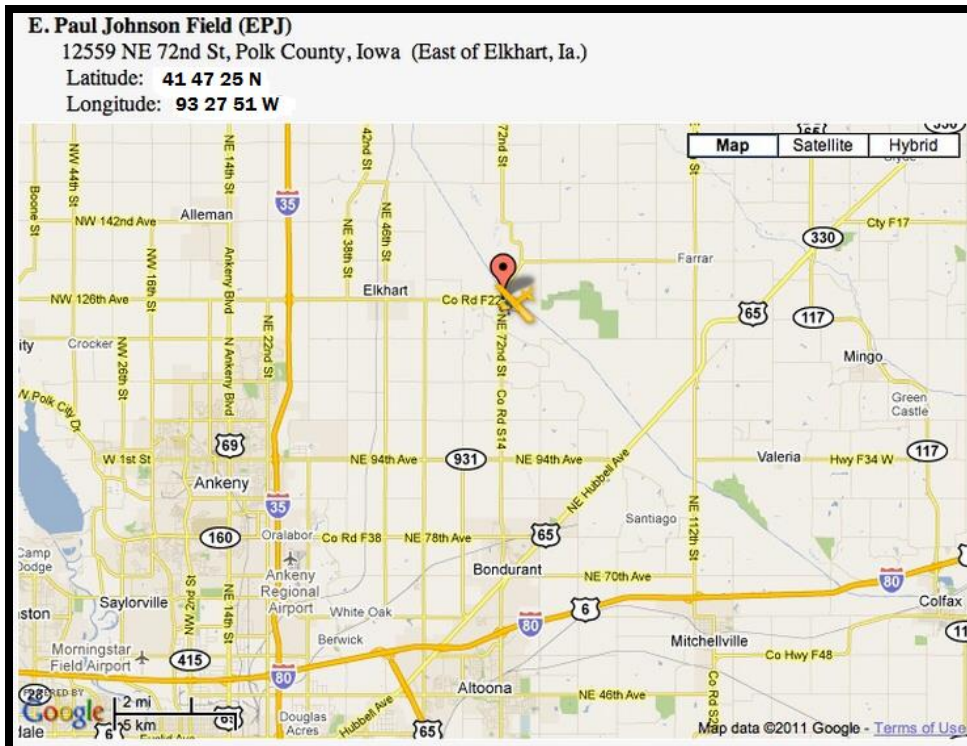
### Club Training Team

If you are interested in learning to fly please contact any one of these fine instructors

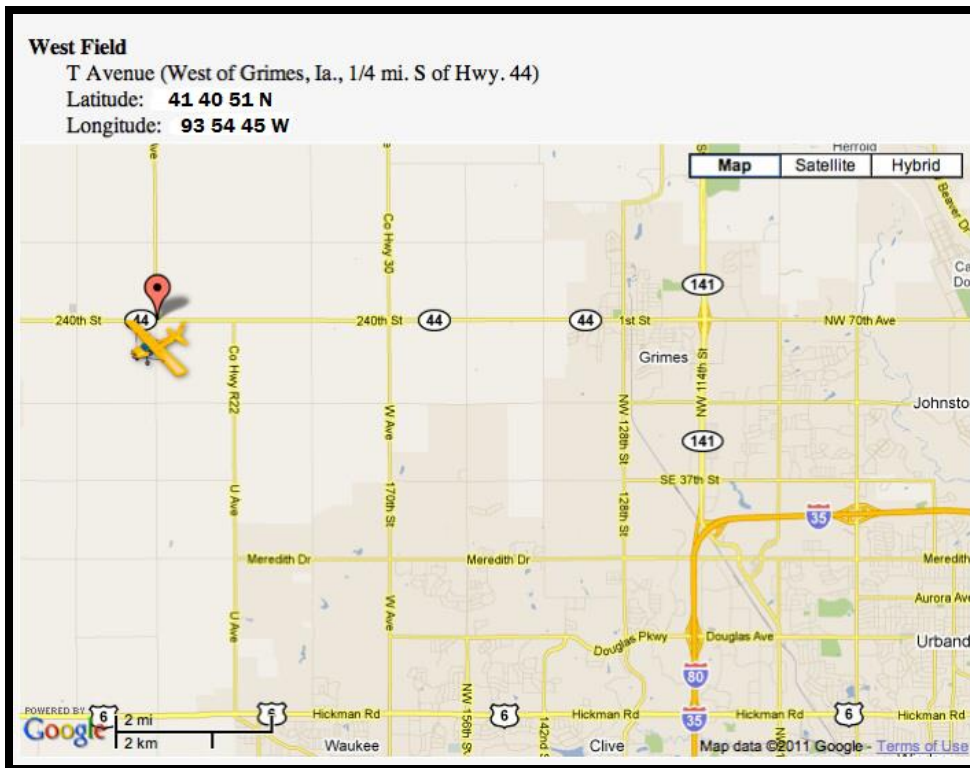
Denis Roy	249-1617	<a href="mailto:DenisRoy81@gmail.com">DenisRoy81@gmail.com</a>	Airplane (West Field)
Dave Beecher	777-1665	<a href="mailto:db500_1999@yahoo.com">db500_1999@yahoo.com</a>	Airplane (West Field)
Pat Nestvedt	201-8112	<a href="mailto:plnest@hotmail.com">plnest@hotmail.com</a>	Airplane (West Field)
Jim Lewis	289-1144	<a href="mailto:clone2tb@gmail.com">clone2tb@gmail.com</a>	Airplane (EPJ)
Tim Nissen	975-1091	<a href="mailto:nissentimothy@mchsi.com">nissentimothy@mchsi.com</a>	Airplane (EPJ)
Doug Griffith	480-1585	<a href="mailto:duggriff@yahoo.com">duggriff@yahoo.com</a>	Airplane (EPJ)
Kelly Brown	494-4884	<a href="mailto:kbrown@dwx.com">kbrown@dwx.com</a>	Helicopter
Matt Coleman	782-9499	<a href="mailto:colemn615@gmail.com">colemn615@gmail.com</a>	Airplane & Helicopter (EPJ)

## Our Field Locations:

EPJ



## West Field





## The Des Moines Modelaires

- We fly radio controlled model airplanes, helicopters, and quad-copters at our two private flying fields
- We hold monthly meetings generally the first Tuesday of each month
- We produce a newsletter for our members and the general public
- We sponsor several fun flies during the year
- We will demonstrate our hobby at events when safety can be maintained and there is adequate room to fly
- We sponsor several swap meets during the year
- We conduct free pilot training programs and have volunteer trainer pilots